

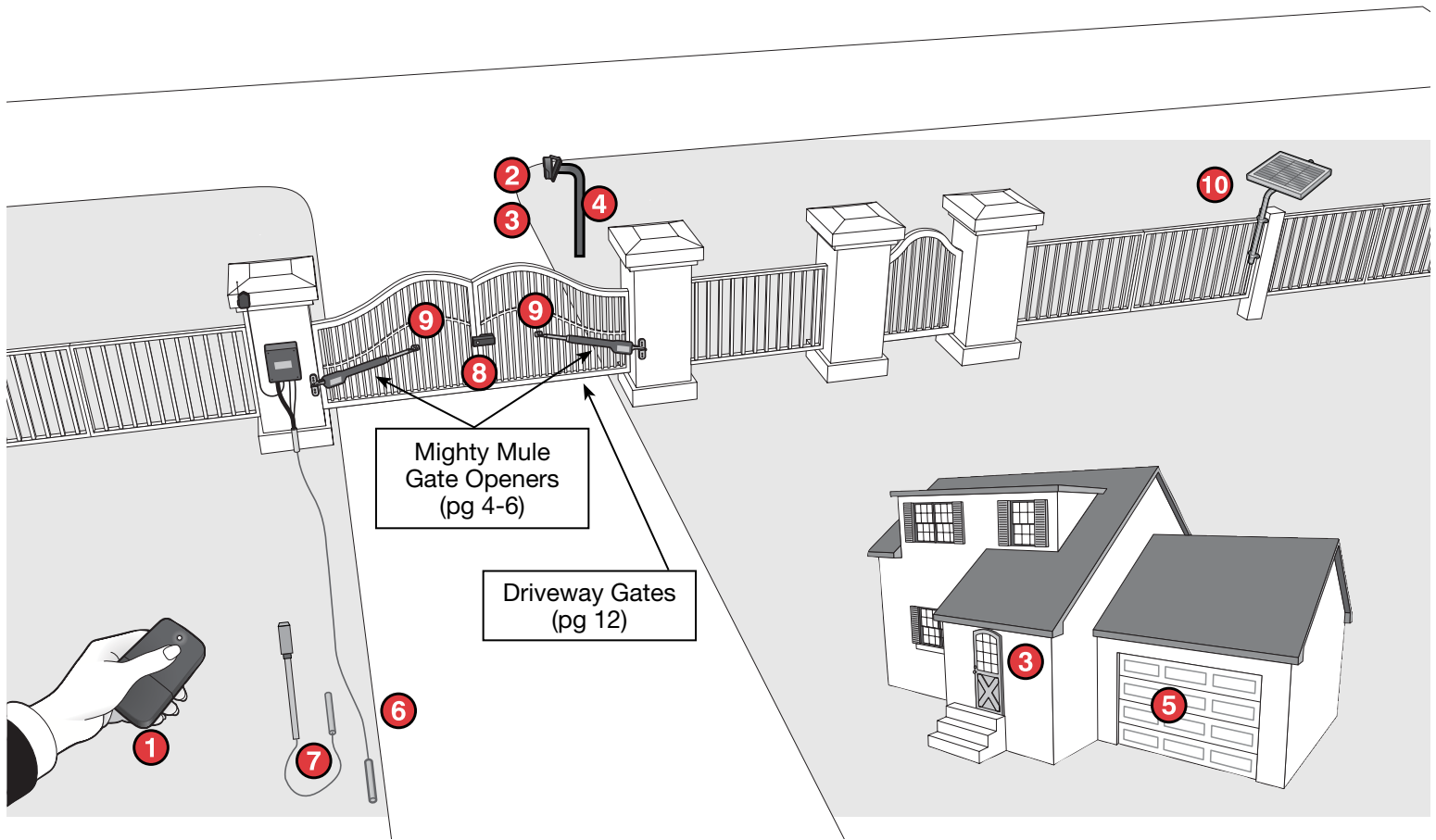


Automatic Gate Openers  
Gate Opener Accessories



Standard Installation	3
Single Gate Operators Dual	4
Gate Operators	5
Accessories	6
Driveway Alarm	10
Frequently Asked Questions	11





- |                                    |  |
|------------------------------------|--|
| 1 Single Button Remote (FM135)     | 6 Wired Vehicle Sensor (FM138)                   |
| 2 Wireless Keypad (FM137)          | 7 Wireless Vehicle Sensor (FM130)                |
| 3 Wireless Intercom/Keypad (FM136) | 8 Automatic Gate Lock (FM143)                    |
| 4 Keypad Mounting Post (FM100)     | 9 Pin Lock (FM133)                               |
| 5 Universal Receiver (RB709U-NB)   | 10 Solar Panel 5 Watt (FM121) or 10 Watt (FM123) |

*Additional accessories listed pages 7-8*

## MM260 Single Swing Gate Opener

- **Kit Contents:** Mounting hardware, transformer (RB570), transmitter (FM135), installation manual and DVD, opener arm, and control box with built-in receiver.
- **NOTE:** A standard 12- volt automotive or marine type battery is required (not included, minimum 250 CCA)
- Features Mighty Mule's exclusive Dual Sense Technology that meets UL325 6th Edition Standards for additional protection & safety




## MM360 Single Swing Gate Opener

- **Kit Contents:** Mounting hardware, transformer (RB570), transmitter (FM135), receiver, installation manual and DVD, and one gate opener arm.
- **NOTE:** A standard 12- volt automotive or marine type battery is required (not included, minimum 250 CCA)
- Features Mighty Mule's exclusive Dual Sense Technology that meets UL325 6th Edition Standards for additional protection & safety




## MM560 Single Swing Gate Opener

- **Kit Contents:** Mounting hardware and brackets, transformer (RB570), transmitter (FM135), installation manual and DVD, one gate opener arm, control box, receiver (AQ201-NB), control board and battery (FM150).
- Features Mighty Mule's exclusive Dual Sense Technology that meets UL325 6th Edition Standards for additional protection & safety




## MM262 Dual Swing Gate Opener

- **Kit Contents:** Two gate opener arms, mounting hardware, mounting brackets, AC transformer (RB502), two transmitters (FM135), detailed installation manual, interactive installation DVD, control box, control board, and one 12 volt 7.0 amp-hour battery (FM150)
- Features Mighty Mule's exclusive Dual Sense Technology that meets UL325 6th Edition Standards for additional protection & safety



## MM562 Dual Swing Gate Opener

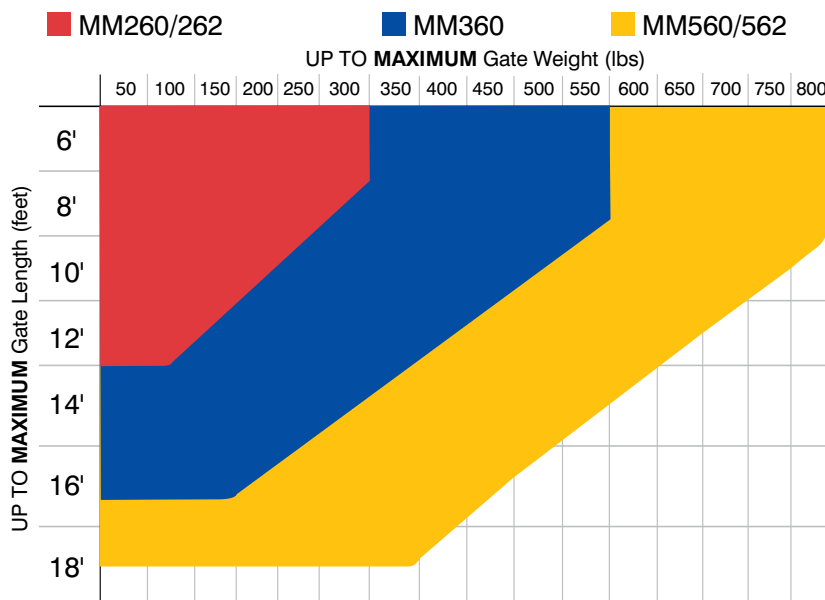
- **Kit Contents:** Mounting hardware and brackets, transformer (RB570), transmitter (FM135), installation manual and DVD, two (2) gate opener arms, control box, receiver (AQ201-NB), control board and battery (FM150).
- Features Mighty Mule's exclusive Dual Sense Technology that meets UL325 6th Edition Standards for additional protection & safety



## COMPARE

Mighty Mule Capacity Chart

Which Mighty Mule Automatic Gate Opener do you need?





## Entry

### FM134 - Dual Button Remote



Allows for added convenience. Can also be programmed to open your garage door opener (RB709U-NB).

### FM135 - Single Button Entry Remote



A great accessory for a replacement or for an additional user to compliment your Mighty Mule Automatic Gate Opener.

### FM136 - Wireless Intercom/Keypad



Allows the homeowner to speak and screen visitors from the safety of their home. Reaches a distance of up to 500' from gate opener's control box and provides crystal clear communication. Accepts up to 25 entry codes. Temporary codes can be programmed as well.

### FM137 - Digital Keypad



With a 50' wireless range, the keypad is the ideal accessory to allow your guests to enter or exit your property by entering your personalized entry PIN code. Up to 25 unique codes, each can be temporary or permanent. Temporary codes can last from 1-7 days.

### FM100 - Mounting Post



This attractive black powder-coated post is ideal for gate entry and exit devices. Compatible with Mighty Mule Digital Keypad (FM137) or Mighty Mule Wireless Intercom (FM136).

### FM3101MBC- Additional Base Station



This is a replacement or additional intercom base unit for use with the F3110MBC keypad. Up to four interior base units will work with each exterior intercom/keypad unit (FM136).

All accessories backed by a 12 month Mighty Mule Warranty and technical support.

## Exit

### FM130 - Wireless Vehicle Exit Sensor



Features a 100'. wireless range from the gate. Allows for a hands free vehicle exit from your property, providing guests the ability to exit without a remote (FM134, FM135).

### FM138 - 50' Wired Vehicle Exit Sensor



Allows a vehicle to drive past the sensor's 12 ft. magnetic field and will open your gate automatically, allowing guests the ability to exit without a Remote (FM135). Longer lengths available, including 100' (FM140) and 150' (FM141).

### FM132 - Push Button Control



Can be installed indoors or outdoors for convenient one touch access. Adds convenience by allowing homeowner to open the gate for guests. Simple and affordable alternative to multiple transmitters or a mounted keypad option.

## Locking & Security

### FM143 - Automatic Gate Lock



Provides peace of mind and added security for your single or dual gate. Unlocks and locks automatically as the gate is activated. Compatible with all single and dual Mighty Mule Automatic Gate Swing Openers.

### FM133 - Pin Lock



Substitute the Pin Lock for the clevis pin at the front mounting point of the Mighty Mule swing gate openers to help prevent theft of the opener arm and unauthorized visitors from manually opening the gate. Use to secure the quick chain release on the Mighty Mule slide gate openers to prevent unwanted manual access.

### R4222 - Photo Beam Sensors



Provide your gate opener with added safety with the Mighty Mule Photo Beam Sensors. Photo beam sensors help prevent the gate from closing when an obstruction is in the path of the sensors. These sensors can be installed inside or outside your gate with the included mounting hardware. Additional low voltage wire (RB509) is necessary for installation.

All accessories backed by a 12 month Mighty Mule Warranty and technical support.

## Optional & Replacement

### FM150 - Additional or Replacement Battery



12 volt, 7.0 amp-hour, maintenance-free battery for swing gate opener models FM500, and FM502. Also compatible with slide gate opener models MM-SL2000B, MM-SL2200B and MM-LPS series.

### RB570 - Replacement Transformer



Ideal for charging the battery on Mighty Mule swing and slide gate openers systems. Provides a constant charge of power to the gate opener battery through the control board.

### FM316 - Battery Heater



The versatile battery heater wires directly into the gate openers control board and attaches to the 12-Volt battery to keep the battery warm, continuing to maintain its charge.

### G3210 - Opener Mounting Bracket



Recommended when automating your gate. This bracket provides a stable mounting surface when attaching the Mighty Mule gate opener to your gate. Two brackets are required for dual gate applications.

### FM148 - Push to Open Bracket



Provide additional functionality to your gate system. Attaches the gate opener at the gate post at an angle which allows the gate to swing away from the property instead of into it. This metal bracket is ideal for sloping driveways or where space prevents a gate from opening inward. Not compatible with the FM200.

### RB709U-NB - Universal Garage Door Receiver



Adapter allows you to use your Gate Opener Remote to operate your gate opener and/or garage door opener. Dual or triple button remotes are required for multiple uses. This garage door opener adapter features a 100' range for added convenience and security.

### RB509-100 - Low Voltage Wire



Complete your gate opener system with the Mighty Mule 16 gauge low voltage wire. The low voltage wire can be used to install Mighty Mule Gate Openers and other accessories. UV treated, PVC coated makes this wire ideal for direct burial applications. Longer lengths available, including 250' (RB509-250) and 500' (RB509-500).

All accessories backed by a 12 month Mighty Mule Warranty and technical support.



## Solar

### FM121 - 5 Watt Solar Panel Kit



An excellent option for charging the battery in your Mighty Mule Automatic Gate Opener. Provides a clean source of power; it can be used in place of the factory transformer. Includes a strong steel support and mounting hardware with required 8' low voltage wire. Rated for 4 - 13 cycles per day, see zone chart.

### FM123 - 10 Watt Solar Panel Kit



Every kit includes a strong steel support, mounting clips, wire connectors and an 8 ft. low-voltage wire. For gates that lack a power source at the site of installation, rated for 8 - 26 cycles, see zone chart.



## THE WIRELESS DRIVEWAY ALARM MODEL# FM231

The Wireless Driveway Alarm provides a constant driveway monitoring system by detecting vehicles entering and exiting your driveway. When a vehicle passes through your selected area, the indoor base station alerts you with a chime. With DIY friendly technology this device can be used in multiple applications to provide peace of mind for your property and family. Also ideal for monitoring parked boats, RVs, motorcycles and ATVs.

Two AA batteries  
required (not included).

## Standard Features

- Electromagnetic technology detects vehicles entering and exiting driveway
- Functional reception range of up to 400' (122m)
- Indoor chime announces the arrival of vehicles in driveway
- Adjustable code settings eliminate the possibility of interference from neighbors' driveway alarms
- Does not detect people, animals or wind
- Indoor receiver can be mounted on a table or wall
- Multiple indoor receivers (FM231-R) can be added for more convenience
- Low battery indicator on the indoor receiver alerts you when the transmitter's batteries are low
- Remote requires two AA batteries (not included)
- 12 month limited warranty and Mighty Mule technical support



## **WHAT IS A MIGHTY MULE GATE OPENER?**

A Mighty Mule Gate Opener is a remote controlled automatic gate opener system. It is the industry leading gate opener available for the “Do-It-Yourself” installer. Because it is battery operated and uses low voltage power, it is safe (no electrician needed), affordable, and easy to install.

## **IS THE MIGHTY MULE GATE OPENER EASY TO INSTALL?**

Yes! Most installations can be completed easily in two to three hours. Dual gates will take slightly longer because two operator arms are required. All installations can be completed with tools commonly used by most homeowners. Kit includes an installation video and easy to read instructions. Our technical service team is available to answer any installation questions.

## **WHAT MAINTENANCE IS REQUIRED?**

All Mighty Mule Gate Openers are designed to be virtually maintenance free. However, it is recommended that the push-pull tube be sprayed once a month with a good grade of “silicone” spray. Do not use an oil based spray as this will attract sand and dirt.

## **WHAT HAPPENS IF THE GATE OPENER HITS SOMETHING?**

All Mighty Mule Gate openers have built-in safety obstruction sensing which will cause the gate(s) to “Stop” and “Reverse” its direction for two seconds if it comes in contact with an object. If the gate comes in contact with the object twice before returning to its fully open or closed position, an alarm will sound for 5 minutes.

## **CAN I MANUALLY OPEN THE GATE?**

Yes! Each opener arm is mounted to the brackets on the post(s) and gates with clevis pins and clips. By removing the pin and clip at the front end, the arm can be removed and the gate can be opened manually.

## **HOW IS A MIGHTY MULE GATE OPENER POWERED?**

All Mighty Mule Gate Openers are low voltage systems with a 12 Volt battery back up system. This assures operation of your gate during a power outage. The battery can either be charged by the included transformer, OR can be charged by optional solar panel(s).

## **WILL THE MIGHTY MULE OPEN DURING A POWER OUTAGE?**

Yes. The number of cycles can vary depending on factors such as the type of gate, number of accessories added, and weather conditions if using solar panel(s) (FM121, FM123) to charge the battery.

Back in the 1980's, GTO's founder relocated to Florida and purchased a ranch complete with horses. During the renovation of his home, he grew weary of the inconvenience of getting in and out of his truck to open and close his gate manually. He decided to install an automatic gate opener on his gate and received quotes ranging from \$3,000 to \$4,500. Knowing that this technology was readily available, he set out to design an affordable gate opener that was easy to install and that could be used in remote locations.

He successfully launched the Mighty Mule E-Z Gate brand of gate openers, with the GTO/PRO, GTO/ACCESS Systems brand soon to follow. GTO has always been proud to design and distribute gate operator products and access controls in the USA. Mighty Mule gate openers are designed for home, ranch, industrial and light professional applications. The Mighty Mule brand offers the "Do It Yourselfer", a professional grade gate opener that is affordable and easy enough to install yourself. Mighty Mule automatic gate openers are in demand for rural, urban, and industrial or commercial environments. Since 1987, over a half million GTO gate operators and access controls have been installed around the world.

All GTO gate operators meet and exceed all national and federal safety standards, and are certified and listed to be in compliance with UL325, 6th Edition.

## Contact Us

---

**Ph: 1800 627 722**

*[www.mightymule.com](http://www.mightymule.com)*



Automatic Gate Openers  
Gate Opener Accessories