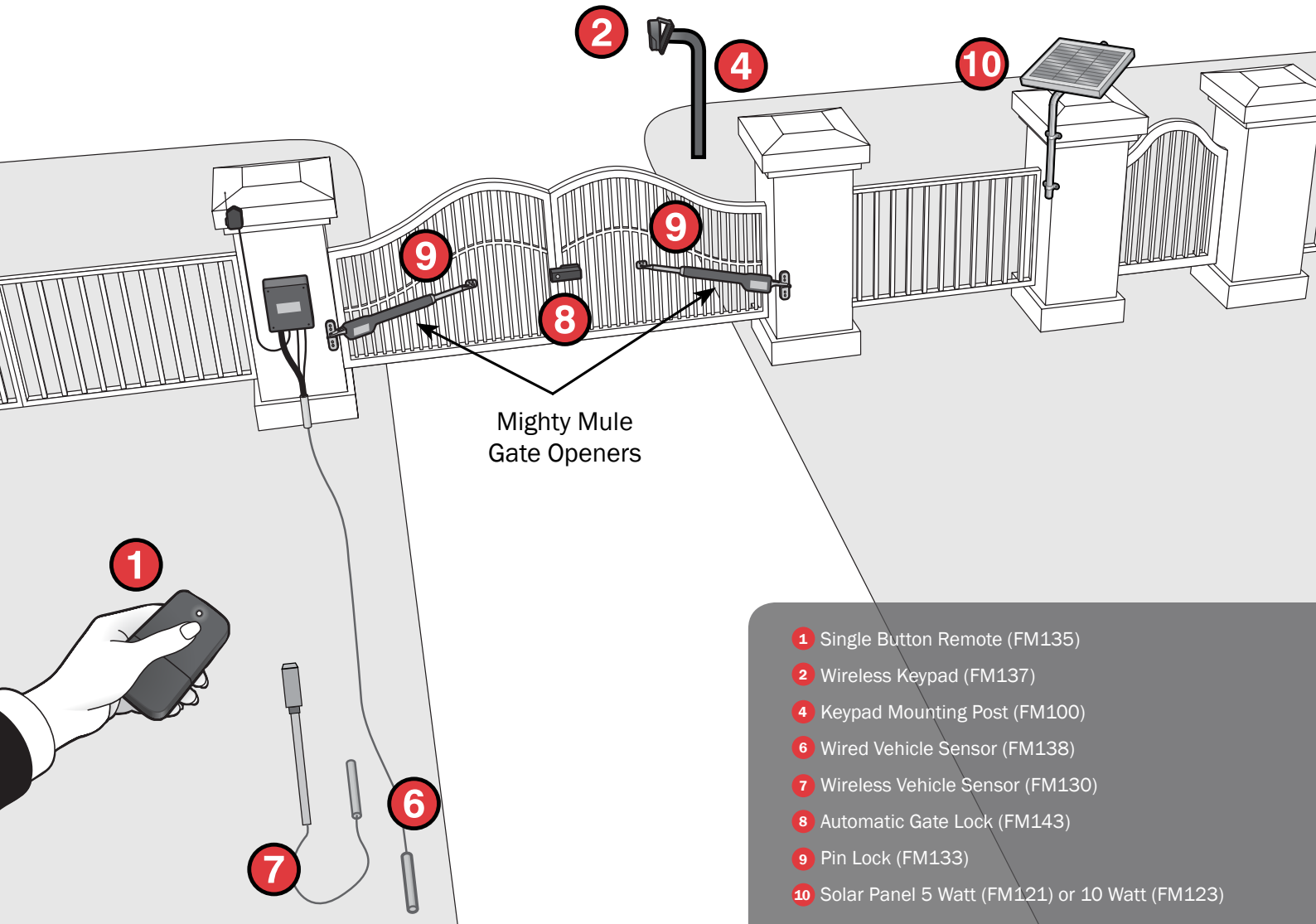



AUTOMATIC GATE OPENERS



**MIGHTY
MULE**



SINGLE GATE OPERATORS

MM260 | Single Swing Gate Opener



- **Kit Contents:** Mounting hardware, transformer (RB570), transmitter (FM135), installation manual and DVD, opener arm, and control box with built-in receiver.
- **NOTE:** A standard 12 volt automotive or marine type battery is required (not included, minimum 250 CCA).
- Features Mighty Mule's exclusive Dual Sense Technology that meets UL325 6th Edition Standards for additional protection & safety.



MM360 | Single Swing Gate Opener



- **Kit Contents:** Mounting hardware, transformer (RB570), transmitter (FM135), receiver, installation manual and DVD, and 1 x gate opener arm.
- **NOTE:** A standard 12 volt automotive or marine type battery is required (not included, minimum 250 CCA).
- Features Mighty Mule's exclusive Dual Sense Technology that meets UL325 6th Edition Standards for additional protection & safety.



MM560 | Single Swing Gate Opener



- **Kit Contents:** Mounting hardware and brackets, transformer (RB570), transmitter (FM135), installation manual and DVD, 1 x gate opener arm, control box, receiver (AQ201-NB), control board and battery (FM150).
- Features Mighty Mule's exclusive Dual Sense Technology that meets UL325 6th Edition Standards for additional protection & safety.



DUAL GATE OPERATORS

MM262 | Dual Swing Gate Opener



- **Kit Contents:** 2 x gate opener arms, mounting hardware, mounting brackets, AC transformer (RB502), 2 x transmitters (FM135), detailed installation manual, interactive installation DVD, control box, control board, and 1 x 12 volt 7.0 amp-hour battery (FM150).
- Features Mighty Mule's exclusive Dual Sense Technology that meets UL325 6th Edition Standards for additional protection & safety.



MM562 | Dual Swing Gate Opener



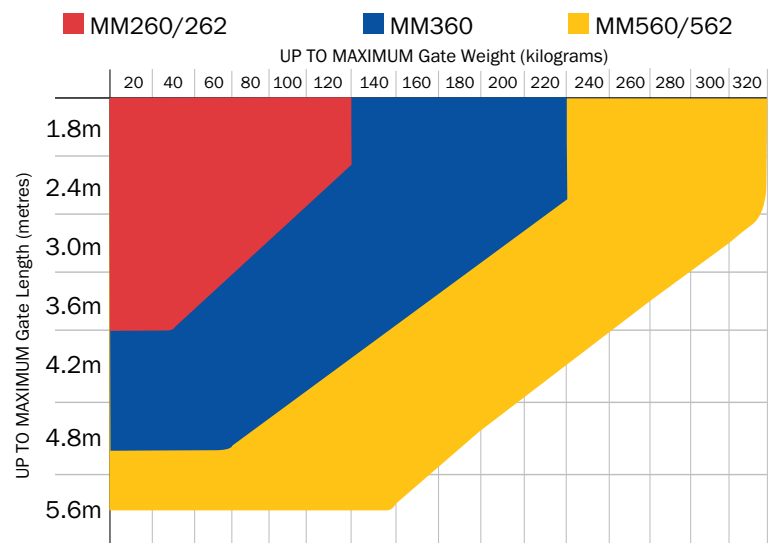
- **Kit Contents:** Mounting hardware and brackets, transformer (RB570), transmitter (FM135), installation manual and DVD, 1 x gate opener arms, control box, receiver (AQ201-NB), control board and battery (FM150).
- Features Mighty Mule's exclusive Dual Sense Technology that meets UL325 6th Edition Standards for additional protection & safety.



COMPARE >>

Mighty Mule Capacity Chart

Which Mighty Mule Automatic Gate Opener do you need?



CUSTOMER SUPPORT **1800 627 722** | WEBSITE www.southernwire.com.au



ACCESSORIES

FM134 | Dual Button Remote

Allows for added convenience. Can also be programmed to open your garage door opener (RB709U-NB).



FM143 | Automatic Gate Lock

Provides peace of mind and added security for your single or dual gate. Unlocks and locks automatically as the gate is activated.



FM135 | Single Button Entry Remote

Additional remote to allow multiple people to operate your automatic gate opener.



FM133 | Pin Lock

Substitute the Pin Lock for the clevis pin at the front mounting point of the opener to help prevent unauthorised visitors from manually opening the gate.



MM136 | Wireless Keypad and Base Station with Intercom

Allows the homeowner to speak to visitors from the safety of their home. Reaches up to 90m from gate opener's control box and provides clear communication. Accepts 25 codes.



R4222 | Photo Beam Sensors

Provide your gate opener with added safety by using the Photo Beam Sensors which help prevent the gate from closing when an obstruction is in the path of the sensors.



FM137 | Digital Keypad

With a 15m wireless range, the keypad is the ideal accessory to allow your guests to enter or exit your property by entering a PIN code. Accepts up to 25 codes.



FM231 | The Wireless Driveway Alarm

Provides a driveway monitoring system by detecting vehicles entering and exiting your driveway. When a vehicle passes the sensor the base station alerts you.



FM100 | Mounting Post

This attractive black powder coated post is ideal for gate entry and exit devices. Compatible with Mighty Mule Digital Keypad (FM137) or Mighty Mule Wireless Intercom (FM136).



FM123 | 10 Watt Solar Panel Kit

Every kit includes a steel support, mounting clips, wire connectors and a 2 ft. low voltage wire. For gates that lack a power source at the site of installation.



FM130 | Wireless Vehicle Exit Sensor

Features a 30m wireless range from the gate. Allows for a hands free vehicle exit from your property, providing guests the ability to exit without a remote (FM134, FM135).



FM150 | Replacement Battery

12 volt, 7.0 amp-hour battery suitable when powering using mains. For solar power we recommend a deep cycle battery.



FM140 | 30m Wire Vehicle Exit Sensor

Allows a vehicle to drive past the sensor's 3m magnetic field and will open your gate automatically, allowing guests the ability to exit without a remote (FM134, FM135).



FM148 | Push to Open Bracket Receiver

Attaches the gate opener at the gate post at an angle which allows the gate to swing away from the property instead of into it.



FM132 | Push Button Control

Can be installed indoors or outdoors for one touch access. A simple and affordable alternative to multiple transmitters or a mounted keypad option.



RB709U-NB | Universal Garage Door Receiver

Adapter which allows you to use your Dual Button Remote (FM134) to operate your garage door opener.



CUSTOMER SUPPORT **1800 627 722** | WEBSITE www.southernwire.com.au